



ASBK.COM.AU f t i y

# Round 3 : Winton Motor Raceway : April 28 - 30

## SUPERSPORT 300

### Race 1

Date: 29/04/17  
 Event: R02  
 Weather: Partly cloudy - 18.0C  
 Track: Dry - Temp: 22.6C

Started at: 15:28:37  
 Laps: 7  
 Starters: 30  
 Printed at: 23:03

### AMENDED CLASSIFICATION

Pos	No	Gr	Name	Class	Machine	Laps	Race Time	Behind	Fastest Lap	On Lap	Top Speed
1	37	J	Jack MAHAFFY (VIC) / JDS Moto / JTL Insurance / Eastern Security Doors / TelMe Fleet / Signpro	O300	Yamaha R3 321	7	10:56.715		1:32.688	2	163
2	39	J	Scott NICHOLSON (VIC) / NextGen Motorsports / G. Williams Motorcycle Engineering	U300	Kawasaki EX 300	7	11:02.641	5.926	1:33.365	5	159
3	85	B	Ty LYNCH (SA) / Adelaide Motorcycle Recovery / Coast Yamaha / Y-AIM SA / S & A Metcalfe	O300	Yamaha R3 321	7	11:03.059	6.344	1:33.402	6	165
4	44	C	Tom BRAMICH (VIC) / Ron Angel Classic Racing / Nolan Helmets / Forma Boots / Nelsigns	O300	Yamaha R3 321	7	11:03.203	6.488	1:33.422	7	163
5	33	J	Reid BATTYE (NSW) / DB Racing / IPONE / Ficeda Accessories / Shark Helmets / Falco / IXON	U300	Kawasaki EX 300	7	11:04.183	7.468	1:33.650	6	162
6	23		Corey BRIFFA (NSW) / Alex Cudlin M-sports / St. Phillip Christian College Cessnock / Eastcoast	O300	Yamaha R3 321	7	11:04.515	7.800	1:33.680	5	163
7	333	B	Yannis SHAW (NSW) / BCperformance Junior Team / LandscapeSupplies.com.au / IPONE	U300	Kawasaki EX 300	7	11:07.423	10.708	1:33.416	4	157
8	1	B	Brandon DEMMERY (NSW) / Deborah Motorsport / Erebus Academy / Yamaha / YRD / 2Thugs Customs	O300	Yamaha R3 321	7	11:09.005	12.290	1:33.897	5	160
9	24	J	Ben BRAMICH (VIC) / Ron Angel Classic Racing / Nolan Helmets / Ricondi / Whinner M-cycles	O300	Yamaha R3 321	7	11:09.223	12.508	1:34.081	7	163
10	34		Boyd HOCKING (VIC) / DPH Motorsport Yamaha	O300	Yamaha R3 321	7	11:16.497	19.782	1:35.026	4	157
11	71	J	Tommy EDWARDS (NSW) / Alpinestars / Yamaha Aust. / Repsol / Bell / Dunlop / Nautical Pools	O300	Yamaha R3 321	7	11:20.929	24.214	1:35.438	3	158
12	52	A	Ryan TAYLOR (VIC) / RTR / Ardem Homes / Pablos Motorcycle Tyres / Motul Pirelli / YRD	O300	Yamaha YZF-R3	7	11:25.988	29.273	1:36.051	3	153

*Scott Laing*  
 Chief Time Keeper - Scott Laing

*Tom Williams*  
 Clerk of Course - Tom Williams

Computime Race Timing Systems Pty Ltd © 1996  
 Licensed to Computime Race Timing Systems

[www.computime.com.au](http://www.computime.com.au)

COMPUTIME RACE TIMING SYSTEMS PTY LTD





ASBK.COM.AU f t i y

# Round 3 : Winton Motor Raceway : April 28 - 30

## SUPERSPORT 300

### Race 1

Date: 29/04/17  
 Event: R02  
 Weather: Partly cloudy - 18.0C  
 Track: Dry - Temp: 22.6C

Started at: 15:28:37  
 Laps: 7  
 Starters: 30  
 Printed at: 23:03

### AMENDED CLASSIFICATION

Pos	No	Gr	Name	Class	Machine	Laps	Race Time	Behind	Fastest Lap	On Lap	Top Speed
13	93	B	Drew SELLS (VIC) / Race Center / Oilee Racing / Peter Stevens Motorcycles / Rubic	U300	Kawasaki EX 300	7	11:30.059	33.344	1:36.287	3	155
14	10	B	Callum O BRIEN (WA) / Clean Ride Racing	O300	KTM RC 390	7	11:44.839	48.124	1:38.448	4	156
15	133	D	Grace POUTCH (VIC) / Phillip Island Off-Track Accommodation / SC Project Oceania	U300	Kawasaki EX 300	7	11:51.273	54.558	1:39.242	5	155
16	15	J	Bronson Joel PICKETT (WA) / Steve's Motorcycle Midland / Pete's Harley Services WA / JW Moto Parts	U300	Kawasaki EX 300	7	11:52.776	56.061	1:40.142	6	155
17	337	C	Gregory FARRELL (NSW) / BCperformance / Landscapesupplies.com.au	U300	Kawasaki EX 300	7	11:52.801	56.086	1:39.462	4	155
18	152	D	Dan THOMAS (NSW) / LTR Honda / Inglis Plumbing / Marriott's Smash Repair / S'moto Armidale	O300	Yamaha R3 321	7	12:15.860	1:19.145	1:35.520	4	156
19	51	C	Austin BARNES (VIC) / Enterprise Payroll	U300	Kawasaki EX 300	7	12:18.203	1:21.488	1:43.126	4	150
20	148	D	Nathan BOLAND (NSW)	U300	Kawasaki EX 300	7	12:18.627	1:21.912	1:43.630	5	151
21	70	J	Troy RYAN (NSW) / Taree Motorcycles	O300	Yamaha R3 321	7	12:20.711	1:23.996	1:42.307	7	158
22	18	J	Nicholas CLAIR (VIC)	U300	Kawasaki EX 300	7	12:20.994	1:24.279	1:42.261	5	155
23	72		Sean JARVIS (VIC) / Stacker Motorcycles	U300	Kawasaki EX 300	7	12:25.300	1:28.585	1:43.313	5	150
24	520		Shelby TURNER (QLD) / Brisbane M-cycles / M-cycle Exhaust Professionals / Procycle Dyno	U300	Kawasaki EX 300	7	12:34.733	1:38.018	1:45.219	4	157
25	65	C	Jonah SITA (WA) / Flashpoint Motosport	O300	Yamaha R3 321	7	12:34.960	1:38.245	1:45.491	4	155
26	22	C	Keegan PICKERING (NSW) / Maroochydore Beach Motel / Earmold Australia / West Sliders	U300	Kawasaki EX 300	7	12:38.959	1:42.244	1:45.574	3	161
DNF	41	A	Max CROKER (NSW) / KTM Australia / Nolan Helmets / Bridgestone / Ron Angel Classic Racing	O300	KTM RC 390	5	7:49.136	2 Laps	1:32.723	5	161

*Scott Laing*  
 Chief Time Keeper - Scott Laing

*Tom Williams*  
 Clerk of Course - Tom Williams

Computime Race Timing Systems Pty Ltd © 1996  
 Licensed to Computime Race Timing Systems

[www.computime.com.au](http://www.computime.com.au)

COMPUTIME RACE TIMING SYSTEMS PTY LTD





ASBK.COM.AU f t i y

## Round 3 : Winton Motor Raceway : April 28 - 30

### SUPERSPORT 300

#### Race 1

Date: 29/04/17  
 Event: R02  
 Weather: Partly cloudy - 18.0C  
 Track: Dry - Temp: 22.6C

Started at: 15:28:37  
 Laps: 7  
 Starters: 30  
 Printed at: 23:03

### AMENDED CLASSIFICATION

Pos	No	Gr	Name	Class	Machine	Laps	Race Time	Behind	Fastest Lap	On Lap	Top Speed
DNF	86	B	Oliver BAYLISS (QLD) / Cube Racing / Australian Outdoor Living / Motul / Pirelli / Sprint Filter	U300	Kawasaki EX 300	5	7:49.609	2 Laps	1:32.462	2	163
DNF	21		Jarred BROOK (QLD) / KTM Australia / Link Internl. / Motul / Pirelli / Shoei Helmets / McLeod Access.	O300	KTM RC 390	0		7 Laps			101
DSQ	87	A	Zac LEVY (QLD) / Puma RV's / Hannay Lawyers / Levy Motorsports / Kabuto Helmets	O300	Yamaha R3 321	7	11:02.515	5.800	1:33.465	7	164

Fastest Lap was 1:32.462 by Oliver BAYLISS (QLD)

New race lap record for SS300 class - Previous: 1:34.286 by Callum ALDERSON (VIC) on a Yamaha R3 320 set on 02/10/16


\*\*\* FURTHER AMENDMENT - No. 87 (ZAC LEVY) DISQUALIFIED FOLLOWING RESULTS OF FUEL TESTING SUBSEQUENT TO THE EVENT \*\*\*

\*\*\* AMENDMENT : No. 22 (Keegan PICKERING) now shown as a finisher - Shown red flag at pit entry prematurely \*\*\*

\*\*\* RED FLAG DUE TO CRASH ON LAP 1 AT TURN 1 INVOLVING NOS. 42 (PASSFIELD), 20 (FORD), 71 (EDWARDS), AND 29 (VAN EERDE). FULL RACE RE-START BUT RACE REDUCED TO 7 LAPS \*\*\*

The results are provisional until the end of the time limit for protests and appeals.

  
 Chief Time Keeper - Spott Laing

  
 Clerk of Course - Tom Williams



Computime Race Timing Systems Pty Ltd © 1996  
 Licensed to Computime Race Timing Systems

[www.computime.com.au](http://www.computime.com.au)

COMPUTIME RACE TIMING SYSTEMS PTY LTD



ASBK.COM.AU f t i y

# Round 3 : Winton Motor Raceway : April 28 - 30

## SUPERSPORT 300

### Race 1

Date: 29/04/17  
 Event: R02  
 Weather: Partly cloudy - 18.0C  
 Track: Dry - Temp: 22.6C

Started at: 15:28:37  
 Laps: 7  
 Starters: 30  
 Printed at: 23:03

### AMENDED LAP TIMES

No	Name	Lap 1	Lap 2	Lap 3	Lap 4	Lap 5	Lap 6	Lap 7
1	Brandon DEMMERY (NSW)	1:41.636	1:35.864	1:34.301	1:34.296	<b>1:33.897</b>	1:34.693	1:34.318
10	Callum O BRIEN (WA)	1:48.044	1:39.824	1:39.280	<b>1:38.448</b>	1:39.222	1:39.920	1:40.101
15	Bronson Joel PICKETT (WA)	1:49.008	1:41.341	1:41.042	1:40.408	1:40.231	<b>1:40.142</b>	1:40.604
18	Nicholas CLAIR (VIC)	1:57.193	1:45.291	1:46.271	1:45.185	<b>1:42.261</b>	1:42.524	1:42.269
22	Keegan PICKERING (NSW)	1:55.393	1:46.270	<b>1:45.574</b>	1:46.164	1:47.338	1:48.113	1:50.107
23	Corey BRIFFA (NSW)	1:40.677	1:34.786	1:33.682	1:33.724	<b>1:33.680</b>	1:34.164	1:33.802
24	Ben BRAMICH (VIC)	1:41.088	1:34.644	1:34.926	1:34.323	1:34.971	1:35.190	<b>1:34.081</b>
33	Reid BATTYE (NSW)	1:40.230	1:34.604	1:33.991	1:33.785	1:33.876	<b>1:33.650</b>	1:34.047
34	Boyd HOCKING (VIC)	1:42.740	1:35.809	1:35.255	<b>1:35.026</b>	1:35.591	1:36.085	1:35.991
37	Jack MAHAFFY (VIC)	1:38.429	<b>1:32.688</b>	1:32.782	1:32.739	1:32.834	1:32.795	1:34.448
39	Scott NICHOLSON (VIC)	1:39.232	1:33.772	1:34.806	1:33.405	<b>1:33.365</b>	1:33.938	1:34.123
41	Max CROKER (NSW)	1:37.658	1:32.950	1:32.901	1:32.904	<b>1:32.723</b>		
44	Tom BRAMICH (VIC)	1:39.057	1:33.826	1:34.693	1:34.457	1:34.044	1:33.704	<b>1:33.422</b>
51	Austin BARNES (VIC)	1:54.579	1:44.161	1:44.347	<b>1:43.126</b>	1:44.362	1:43.993	1:43.635
52	Ryan TAYLOR (VIC)	1:45.653	1:36.873	<b>1:36.051</b>	1:36.431	1:36.765	1:36.790	1:37.425
65	Jonah SITA (WA)	1:56.779	1:46.367	1:46.672	<b>1:45.491</b>	1:45.905	1:47.646	1:46.100
70	Troy RYAN (NSW)	1:56.863	1:45.521	1:45.022	1:44.077	1:43.351	1:43.570	<b>1:42.307</b>
71	Tommy EDWARDS (NSW)	1:44.217	1:36.309	<b>1:35.438</b>	1:35.572	1:35.962	1:36.562	1:36.869
72	Sean JARVIS (VIC)	1:57.924	1:45.509	1:46.009	1:45.360	<b>1:43.313</b>	1:43.434	1:43.751
85	Ty LYNCH (SA)	1:39.952	1:34.041	1:34.216	1:33.933	1:33.728	<b>1:33.402</b>	1:33.787
86	Oliver BAYLISS (QLD)	1:38.330	<b>1:32.462</b>	1:32.846	1:32.867	1:33.104		
87	Zac LEVY (QLD)	1:40.522	1:34.107	1:33.644	1:33.636	1:33.528	1:33.613	<b>1:33.465</b>
93	Drew SELLS (VIC)	1:44.866	1:36.593	<b>1:36.287</b>	1:37.640	1:37.600	1:38.360	1:38.713
133	Grace POUTCH (VIC)	1:51.115	1:40.989	1:40.092	1:40.041	<b>1:39.242</b>	1:40.000	1:39.794
148	Nathan BOLAND (NSW)	1:54.370	1:44.857	1:44.111	1:43.759	<b>1:43.630</b>	1:44.226	1:43.674
152	Dan THOMAS (NSW)	1:43.837	1:36.968	1:35.713	<b>1:35.520</b>	1:35.930	1:36.257	2:31.635
333	Yannis SHAW (NSW)	1:42.081	1:34.291	1:33.872	<b>1:33.416</b>	1:33.779	1:34.702	1:35.282
337	Gregory FARRELL (NSW)	1:49.417	1:41.145	1:39.966	<b>1:39.462</b>	1:40.590	1:41.287	1:40.934
520	Shelby TURNER (QLD)	1:55.302	1:46.869	1:46.391	<b>1:45.219</b>	1:47.364	1:46.539	1:47.049


\*\*\* FURTHER AMENDMENT - No. 87 (ZAC LEVY) DISQUALIFIED FOLLOWING RESULTS OF FUEL TESTING SUBSEQUENT TO THE EVENT \*\*\*

\*\*\* AMENDMENT : No. 22 (Keegan PICKERING) now shown as a finisher - Shown red flag at pit entry prematurely \*\*\*

\*\*\* RED FLAG DUE TO CRASH ON LAP 1 AT TURN 1 INVOLVING NOS. 42 (PASSFIELD), 20 (FORD), 71 (EDWARDS), AND 29 (VAN EERDE). FULL RACE RE-START BUT RACE REDUCED TO 7 LAPS \*\*\*

The results are provisional until the end of the time limit for protests and appeals.

  
 Chief Time Keeper - Scott Laing

  
 Clerk of Course - Tom Williams



Computime Race Timing Systems Pty Ltd © 1996  
 Licensed to Computime Race Timing Systems

[www.computime.com.au](http://www.computime.com.au)

COMPUTIME RACE TIMING SYSTEMS PTY LTD





ASBK.COM.AU f t i y

# Round 3 : Winton Motor Raceway : April 28 - 30

## SUPERSPORT 300

### Race 1

Date: 29/04/17  
 Event: R02  
 Weather: Partly cloudy - 18.0C  
 Track: Dry - Temp: 22.6C

Started at: 15:28:37  
 Laps: 7  
 Starters: 30  
 Printed at: 23:03

### AMENDED SPLIT TIMES

Lap	Split 1	Split 2	Split 3	Split 4	Lap Time	Spd	Lap	Split 1	Split 2	Split 3	Split 4	Lap Time	Spd
<b>1 Brandon DEMMERY (NSW) (8th)</b>							<b>22 Keegan PICKERING (NSW) (26th)</b>						
1	19.394	16.159	33.759	32.324	1:41.636	85	1	23.167	18.328	38.590	35.308	1:55.393	117
2	13.777	16.266	33.503	32.318	1:35.864	160	2	15.009	17.695	38.293	35.273	1:46.270	161
3	13.344	15.850	32.851	32.256	1:34.301	159	3	<u>14.789</u>	<u>17.529</u>	<u>37.744</u>	35.512	<u>1:45.574</u>	156
4	13.391	15.765	32.869	32.271	1:34.296	160	4	14.827	18.100	38.133	<u>35.104</u>	1:46.164	155
5	<u>13.319</u>	<u>15.725</u>	<u>32.691</u>	<u>32.162</u>	<u>1:33.897</u>	159	5	14.830	17.977	38.732	35.799	1:47.338	156
6	13.587	15.810	33.080	32.216	1:34.693	159	6	14.850	18.122	39.592	35.549	1:48.113	154
7	13.366	15.777	32.975	32.200	1:34.318	158	7	16.665	18.396	39.042	36.004	1:50.107	153
<b>10 Callum O BRIEN (WA) (14th)</b>							<b>23 Corey BRIFFA (NSW) (6th)</b>						
1	21.369	17.149	35.627	33.899	1:48.044	103	1	18.792	15.961	33.412	32.512	1:40.677	76
2	14.186	16.577	35.713	33.348	1:39.824	156	2	13.296	15.581	33.356	32.553	1:34.786	162
3	14.184	16.696	35.238	33.162	1:39.280	155	3	13.265	15.575	<u>32.757</u>	32.085	1:33.682	159
4	<u>13.942</u>	<u>16.344</u>	<u>35.089</u>	33.073	<u>1:38.448</u>	156	4	<u>13.156</u>	<u>15.472</u>	33.005	32.091	1:33.724	161
5	14.046	16.619	35.517	<u>33.040</u>	1:39.222	155	5	13.198	15.527	33.107	<u>31.848</u>	<u>1:33.680</u>	159
6	14.088	16.639	35.798	33.395	1:39.920	155	6	13.281	15.527	33.139	32.217	1:34.164	163
7	14.108	16.672	35.649	33.672	1:40.101	154	7	13.230	15.511	32.897	32.164	1:33.802	159
<b>15 Bronson Joel PICKETT (WA) (16th)</b>							<b>24 Ben BRAMICH (VIC) (9th)</b>						
1	21.581	17.234	35.775	34.418	1:49.008	101	1	19.303	16.108	33.258	32.419	1:41.088	81
2	14.328	17.115	35.404	34.494	1:41.341	154	2	13.380	15.789	33.151	32.324	1:34.644	162
3	14.129	17.236	35.370	34.307	1:41.042	152	3	13.319	15.825	33.342	32.440	1:34.926	163
4	14.296	16.793	<u>35.170</u>	34.149	1:40.408	153	4	13.336	15.850	32.970	32.167	1:34.323	161
5	14.154	16.729	35.195	34.153	1:40.231	152	5	13.433	15.843	33.299	32.396	1:34.971	159
6	14.129	<u>16.608</u>	35.433	<u>33.972</u>	<u>1:40.142</u>	152	6	13.785	15.958	33.145	32.302	1:35.190	158
7	<u>13.946</u>	16.753	35.478	34.427	1:40.604	155	7	<u>13.242</u>	<u>15.782</u>	<u>32.968</u>	<u>32.089</u>	<u>1:34.081</u>	160
<b>18 Nicholas CLAIR (VIC) (22th)</b>							<b>33 Reid BATTYE (NSW) (5th)</b>						
1	24.115	18.566	38.667	35.845	1:57.193	97	1	18.737	15.916	33.321	32.256	1:40.230	76
2	14.520	17.668	37.581	35.522	1:45.291	155	2	13.231	15.873	33.159	32.341	1:34.604	161
3	15.215	17.814	37.840	35.402	1:46.271	151	3	13.160	15.778	<u>32.904</u>	32.149	1:33.991	162
4	14.628	17.756	37.998	34.803	1:45.185	153	4	13.117	15.667	33.000	32.001	1:33.785	160
5	14.668	17.492	<u>35.570</u>	34.531	<u>1:42.261</u>	153	5	13.173	<u>15.552</u>	33.169	31.982	1:33.876	159
6	14.474	<u>17.155</u>	36.293	34.602	1:42.524	148	6	13.118	15.667	33.041	<u>31.824</u>	<u>1:33.650</u>	161
7	<u>14.472</u>	17.316	36.105	<u>34.376</u>	1:42.269	151	7	<u>13.102</u>	15.565	33.051	32.329	1:34.047	160

*Scott Laing*  
 Chief Time Keeper - Scott Laing

*Tom Williams*  
 Clerk of Course - Tom Williams



Computime Race Timing Systems Pty Ltd © 1996  
 Licensed to Computime Race Timing Systems

[www.computime.com.au](http://www.computime.com.au)

COMPUTIME RACE TIMING SYSTEMS PTY LTD



ASBK.COM.AU f t i y

# Round 3 : Winton Motor Raceway : April 28 - 30

## SUPERSPORT 300

### Race 1

Date: 29/04/17  
 Event: R02  
 Weather: Partly cloudy - 18.0C  
 Track: Dry - Temp: 22.6C

Started at: 15:28:37  
 Laps: 7  
 Starters: 30  
 Printed at: 23:03

### AMENDED SPLIT TIMES

Lap	Split 1	Split 2	Split 3	Split 4	Lap Time	Spd	Lap	Split 1	Split 2	Split 3	Split 4	Lap Time	Spd
<b>34 Boyd HOCKING (VIC) (10th)</b>							2	13.152	15.755	32.743	32.176	1:33.826	160
1	20.266	16.484	33.458	32.532	1:42.740	96	3	13.177	15.792	33.426	32.298	1:34.693	160
2	13.702	16.168	33.420	32.519	1:35.809	157	4	13.400	15.981	32.846	32.230	1:34.457	157
3	13.534	15.925	33.287	32.509	1:35.255	156	5	13.353	15.787	32.968	31.936	1:34.044	163
4	<b>13.500</b>	<b>15.921</b>	<b>33.217</b>	<b>32.388</b>	<b>1:35.026</b>	155	6	13.175	15.641	33.029	<b>31.859</b>	1:33.704	162
5	13.609	15.984	33.553	32.445	1:35.591	155	7	<b>12.959</b>	<b>15.622</b>	32.729	32.112	<b>1:33.422</b>	161
6	13.641	16.026	33.843	32.575	1:36.085	154	<b>51 Austin BARNES (VIC) (19th)</b>						
7	13.714	16.182	33.451	32.644	1:35.991	153	1	23.885	17.941	37.493	35.260	1:54.579	105
<b>37 Jack MAHAFFY (VIC) (1st)</b>							2	<b>14.711</b>	17.652	36.675	35.123	1:44.161	150
1	17.753	15.625	32.784	32.267	1:38.429	64	3	15.021	17.120	36.860	35.346	1:44.347	148
2	13.147	15.608	<b>32.405</b>	31.528	<b>1:32.688</b>	162	4	14.835	<b>17.008</b>	<b>36.242</b>	<b>35.041</b>	<b>1:43.126</b>	148
3	12.896	<b>15.457</b>	32.843	31.586	1:32.782	162	5	14.963	17.510	36.784	35.105	1:44.362	147
4	<b>12.862</b>	15.675	32.735	<b>31.467</b>	1:32.739	160	6	14.849	17.141	36.717	35.286	1:43.993	148
5	12.932	15.734	32.537	31.631	1:32.834	163	7	14.789	17.094	36.512	35.240	1:43.635	148
6	12.890	15.571	32.443	31.891	1:32.795	158	<b>52 Ryan TAYLOR (VIC) (12th)</b>						
7	13.355	15.753	32.969	32.371	1:34.448	155	1	21.144	16.711	34.559	33.239	1:45.653	95
<b>39 Scott NICHOLSON (VIC) (2nd)</b>							2	13.662	16.268	33.778	33.165	1:36.873	153
1	18.440	15.858	32.762	32.172	1:39.232	72	3	13.618	16.163	<b>33.403</b>	<b>32.867</b>	<b>1:36.051</b>	152
2	13.701	15.619	32.415	32.037	1:33.772	159	4	<b>13.486</b>	<b>16.138</b>	33.495	33.312	1:36.431	153
3	<b>13.195</b>	15.790	33.188	32.633	1:34.806	159	5	13.701	16.147	33.756	33.161	1:36.765	150
4	13.247	15.705	<b>32.357</b>	32.096	1:33.405	159	6	13.725	16.162	33.824	33.079	1:36.790	149
5	13.363	<b>15.557</b>	32.476	<b>31.969</b>	<b>1:33.365</b>	154	7	13.666	16.154	34.120	33.485	1:37.425	149
6	13.352	15.598	32.772	32.216	1:33.938	155	<b>65 Jonah SITA (WA) (25th)</b>						
7	13.458	15.703	32.587	32.375	1:34.123	152	1	23.931	18.404	38.664	35.780	1:56.779	116
<b>41 Max CROKER (NSW) (DNF)</b>							2	15.085	17.871	<b>37.791</b>	35.620	1:46.367	153
1	17.337	15.835	32.827	31.659	1:37.658	62	3	14.802	18.150	38.265	35.455	1:46.672	153
2	13.008	15.642	32.880	<b>31.420</b>	1:32.950	161	4	14.512	17.621	37.980	<b>35.378</b>	<b>1:45.491</b>	155
3	<b>12.903</b>	15.659	32.654	31.685	1:32.901	160	5	<b>14.476</b>	<b>17.470</b>	38.415	35.544	1:45.905	153
4	12.991	<b>15.627</b>	32.647	31.639	1:32.904	160	6	15.006	17.878	38.999	35.763	1:47.646	152
5	12.947	15.681	<b>32.619</b>	31.476	<b>1:32.723</b>	160	7	14.837	17.698	38.138	35.427	1:46.100	150
<b>44 Tom BRAMICH (VIC) (4th)</b>							<b>70 Troy RYAN (NSW) (21th)</b>						
1	18.033	15.968	<b>32.685</b>	32.371	1:39.057	71	1	24.144	18.803	38.308	35.608	1:56.863	112

*Scott Laing*  
 Chief Time Keeper - Scott Laing

*Tom Williams*  
 Clerk of Course - Tom Williams



Computime Race Timing Systems Pty Ltd © 1996  
 Licensed to Computime Race Timing Systems

[www.computime.com.au](http://www.computime.com.au)

COMPUTIME RACE TIMING SYSTEMS PTY LTD



ASBK.COM.AU f t i y

# Round 3 : Winton Motor Raceway : April 28 - 30

## SUPERSPORT 300

### Race 1

Date: 29/04/17  
 Event: R02  
 Weather: Partly cloudy - 18.0C  
 Track: Dry - Temp: 22.6C

Started at: 15:28:37  
 Laps: 7  
 Starters: 30  
 Printed at: 23:03

### AMENDED SPLIT TIMES

Lap	Split 1	Split 2	Split 3	Split 4	Lap Time	Spd	Lap	Split 1	Split 2	Split 3	Split 4	Lap Time	Spd
2	<b>14.510</b>	17.700	37.641	35.670	1:45.521	158	2	13.016	15.684	<b>32.246</b>	<b>31.516</b>	<b>1:32.462</b>	160
3	15.209	17.782	36.675	35.356	1:45.022	154	3	<b>12.886</b>	<b>15.584</b>	32.720	31.656	1:32.846	163
4	14.843	17.899	36.483	34.852	1:44.077	153	4	12.992	15.614	32.631	31.630	1:32.867	161
5	14.843	17.456	36.226	34.826	1:43.351	153	5	12.974	15.703	32.824	31.603	1:33.104	160
6	14.605	17.455	36.883	34.627	1:43.570	152							
7	14.608	<b>17.345</b>	<b>35.961</b>	<b>34.393</b>	<b>1:42.307</b>	151	<b>87 Zac LEVY (QLD) (DSQ)</b>						
							1	19.039	15.947	33.413	32.123	1:40.522	90
							2	13.145	15.746	33.232	31.984	1:34.107	162
							3	13.201	15.707	32.778	31.958	1:33.644	161
							4	13.234	15.726	<b>32.736</b>	31.940	1:33.636	164
							5	13.279	15.742	32.765	<b>31.742</b>	1:33.528	160
							6	<b>13.122</b>	15.756	32.925	31.810	1:33.613	160
							7	13.219	<b>15.609</b>	32.825	31.812	<b>1:33.465</b>	159
<b>71 Tommy EDWARDS (NSW) (11th)</b>													
1	21.557	16.295	33.841	<b>32.524</b>	1:44.217	119							
2	13.487	16.086	34.098	32.638	1:36.309	158							
3	<b>13.364</b>	16.049	33.486	32.539	<b>1:35.438</b>	156							
4	13.432	<b>16.046</b>	<b>33.405</b>	32.689	1:35.572	156							
5	13.595	16.150	33.538	32.679	1:35.962	153							
6	13.491	16.213	34.139	32.719	1:36.562	155							
7	13.515	16.074	33.929	33.351	1:36.869	153	<b>93 Drew SELLS (VIC) (13th)</b>						
							1	20.380	16.608	34.157	33.721	1:44.866	89
							2	<b>13.414</b>	16.057	33.741	33.381	1:36.593	155
							3	13.436	<b>15.840</b>	<b>33.721</b>	<b>33.290</b>	<b>1:36.287</b>	152
							4	13.563	16.010	34.130	33.937	1:37.640	153
							5	13.729	16.097	34.250	33.524	1:37.600	151
							6	13.695	16.218	34.731	33.716	1:38.360	152
							7	13.778	16.359	34.752	33.824	1:38.713	151
<b>72 Sean JARVIS (VIC) (23th)</b>													
1	24.405	18.835	38.674	36.010	1:57.924	109							
2	14.442	17.611	38.045	35.411	1:45.509	149							
3	14.762	18.174	37.626	35.447	1:46.009	150							
4	14.352	17.617	37.845	35.546	1:45.360	149							
5	<b>14.303</b>	17.754	<b>36.240</b>	<b>35.016</b>	<b>1:43.313</b>	149							
6	14.356	<b>17.340</b>	36.648	35.090	1:43.434	146							
7	14.329	17.382	36.449	35.591	1:43.751	147	<b>133 Grace POUTCH (VIC) (15th)</b>						
							1	23.399	17.863	35.469	34.384	1:51.115	100
							2	14.456	17.458	34.837	34.238	1:40.989	152
							3	14.464	17.087	<b>34.344</b>	34.197	1:40.092	151
							4	14.305	17.331	34.825	<b>33.580</b>	1:40.041	153
							5	<b>14.030</b>	16.797	34.438	33.977	<b>1:39.242</b>	155
							6	14.158	<b>16.738</b>	35.216	33.888	1:40.000	151
							7	14.238	16.887	34.728	33.941	1:39.794	151
<b>85 Ty LYNCH (SA) (3rd)</b>													
1	18.232	15.949	33.362	32.409	1:39.952	68							
2	13.139	15.765	32.966	32.171	1:34.041	159							
3	13.151	15.858	33.041	32.166	1:34.216	157							
4	13.334	15.775	<b>32.795</b>	32.029	1:33.933	158							
5	13.251	15.589	32.879	32.009	1:33.728	165							
6	<b>13.131</b>	<b>15.568</b>	32.838	<b>31.865</b>	<b>1:33.402</b>	157							
7	13.135	15.575	32.904	32.173	1:33.787	160	<b>148 Nathan BOLAND (NSW) (20th)</b>						
							1	22.946	18.192	37.756	35.476	1:54.370	108
							2	<b>14.728</b>	17.881	37.085	35.163	1:44.857	148
							3	14.765	17.419	36.732	35.195	1:44.111	149
<b>86 Oliver BAYLISS (QLD) (DNF)</b>													
1	17.566	15.699	33.013	32.052	1:38.330	57							

*Scott Laing*  
 Chief Time Keeper - Scott Laing

*Tom Williams*  
 Clerk of Course - Tom Williams



Computime Race Timing Systems Pty Ltd © 1996  
 Licensed to Computime Race Timing Systems

[www.computime.com.au](http://www.computime.com.au)

COMPUTIME RACE TIMING SYSTEMS PTY LTD



ASBK.COM.AU f t i y

# Round 3 : Winton Motor Raceway : April 28 - 30

## SUPERSPORT 300

### Race 1

Date: 29/04/17  
 Event: R02  
 Weather: Partly cloudy - 18.0C  
 Track: Dry - Temp: 22.6C

Started at: 15:28:37  
 Laps: 7  
 Starters: 30  
 Printed at: 23:03

### AMENDED SPLIT TIMES

Lap	Split 1	Split 2	Split 3	Split 4	Lap Time	Spd	Lap	Split 1	Split 2	Split 3	Split 4	Lap Time	Spd
4	14.942	17.276	<b>36.264</b>	35.277	1:43.759	151	7	13.395	15.996	33.137	32.754	1:35.282	154
5	14.848	17.213	36.704	<b>34.865</b>	<b>1:43.630</b>	148							
6	15.209	17.528	36.603	34.886	1:44.226	151	<b>337 Gregory FARRELL (NSW) (17th)</b>						
7	14.789	<b>17.202</b>	36.505	35.178	1:43.674	149	1	22.036	17.549	35.383	34.449	1:49.417	101
							2	14.223	16.920	35.818	34.184	1:41.145	154
							3	14.021	16.754	35.333	33.858	1:39.966	155
<b>152 Dan THOMAS (NSW) (18th)</b>							4	14.048	<b>16.539</b>	<b>35.026</b>	<b>33.849</b>	<b>1:39.462</b>	151
1	20.489	16.426	33.853	33.069	1:43.837	99	5	14.094	16.913	35.359	34.224	1:40.590	150
2	13.628	16.414	33.874	33.052	1:36.968	154	6	14.155	16.791	35.874	34.467	1:41.287	150
3	<b>13.375</b>	15.905	33.660	32.773	1:35.713	156	7	<b>14.003</b>	16.841	35.653	34.437	1:40.934	152
4	13.416	16.023	<b>33.233</b>	32.848	<b>1:35.520</b>	155	<b>520 Shelby TURNER (QLD) (24th)</b>						
5	13.460	<b>15.885</b>	33.791	32.794	1:35.930	154	1	22.764	18.280	38.491	35.767	1:55.302	116
6	13.474	15.937	34.190	<b>32.656</b>	1:36.257	155	2	14.809	17.995	38.161	35.904	1:46.869	156
7	13.759	15.969	1:22.835	39.072	2:31.635	154	3	15.306	17.821	37.806	35.458	1:46.391	155
<b>333 Yannis SHAW (NSW) (7th)</b>							4	<b>14.680</b>	17.785	<b>37.487</b>	<b>35.267</b>	<b>1:45.219</b>	157
1	19.659	16.222	33.634	32.566	1:42.081	79	5	15.062	<b>17.780</b>	38.297	36.225	1:47.364	154
2	13.152	15.832	32.973	32.334	1:34.291	157	6	14.745	17.838	38.277	35.679	1:46.539	155
3	12.982	15.647	32.999	32.244	1:33.872	157	7	14.940	18.183	38.006	35.920	1:47.049	154
4	<b>12.956</b>	15.644	32.617	32.199	<b>1:33.416</b>	156							
5	13.209	15.793	<b>32.588</b>	<b>32.189</b>	1:33.779	155							
6	13.162	<b>15.582</b>	33.298	32.660	1:34.702	155							

\*\*\* FURTHER AMENDMENT - No. 87 (ZAC LEVY) DISQUALIFIED FOLLOWING RESULTS OF FUEL TESTING SUBSEQUENT TO THE EVENT \*\*\*

\*\*\* AMENDMENT : No. 22 (Keegan PICKERING) now shown as a finisher - Shown red flag at pit entry prematurely \*\*\*

\*\*\* RED FLAG DUE TO CRASH ON LAP 1 AT TURN 1 INVOLVING NOS. 42 (PASSFIELD), 20 (FORD), 71 (EDWARDS), AND 29 (VAN EERDE). FULL RACE RE-START BUT RACE REDUCED TO 7 LAPS \*\*\*

The results are provisional until the end of the time limit for protests and appeals.

*Scott Laing*  
 Chief Time Keeper - Scott Laing

*Tom Williams*  
 Clerk of Course - Tom Williams



Computime Race Timing Systems Pty Ltd © 1996  
 Licensed to Computime Race Timing Systems

[www.computime.com.au](http://www.computime.com.au)

COMPUTIME RACE TIMING SYSTEMS PTY LTD





ASBK.COM.AU f t i y

# Round 3 : Winton Motor Raceway : April 28 - 30

## SUPERSPORT 300

### Race 1

Date: 29/04/17  
 Event: R02  
 Weather: Partly cloudy - 18.0C  
 Track: Dry - Temp: 22.6C

Started at: 15:28:37  
 Laps: 7  
 Starters: 30  
 Printed at: 23:03

### AMENDED FASTEST LAPS SEQUENCE

Lap	Race Pos	No Name	Machine	Fastest Lap	On Lap
1	1	41 Max CROKER (NSW)	KTM RC 390	1:37.658	1
2	1	41 Max CROKER (NSW)	KTM RC 390	1:32.950	2
2	2	86 Oliver BAYLISS (QLD)	Kawasaki EX 300	1:32.462	2

\*\*\* FURTHER AMENDMENT - No. 87 (ZAC LEVY) DISQUALIFIED FOLLOWING RESULTS OF FUEL TESTING SUBSEQUENT TO THE EVENT \*\*\*

\*\*\* AMENDMENT : No. 22 (Keegan PICKERING) now shown as a finisher - Shown red flag at pit entry prematurely \*\*\*

\*\*\* RED FLAG DUE TO CRASH ON LAP 1 AT TURN 1 INVOLVING NOS. 42 (PASSFIELD), 20 (FORD), 71 (EDWARDS), AND 29 (VAN EERDE). FULL RACE RE-START BUT RACE REDUCED TO 7 LAPS \*\*\*

The results are provisional until the end of the time limit for protests and appeals.

*Scott Laing*  
 Chief Time Keeper - Scott Laing

*Tom Williams*  
 Clerk of Course - Tom Williams



Computime Race Timing Systems Pty Ltd © 1996  
 Licensed to Computime Race Timing Systems

[www.computime.com.au](http://www.computime.com.au)

COMPUTIME RACE TIMING SYSTEMS PTY LTD



ASBK.COM.AU f t i y

# Round 3 : Winton Motor Raceway : April 28 - 30

## SUPERSPORT 300

### Race 1

Date: 29/04/17  
 Event: R02  
 Weather: Partly cloudy - 18.0C  
 Track: Dry - Temp: 22.6C

Started at: 15:28:37  
 Laps: 7  
 Starters: 30  
 Printed at: 23:03

### AMENDED LAP SHEET

No	Lap Time	Gap	No	Lap Time	Gap	No	Lap Time	Gap	No	Lap Time	Gap	No	Lap Time	Gap
Lap 1			Lap 2			Lap 3			Lap 4			Lap 5		
41	1:37.658		41	1:32.950		41	1:32.901		41	1:32.904		41	1:32.723	
86	1:38.330	.672	86	1:32.462	.184	86	1:32.846	.129	86	1:32.867	.092	37	1:32.834	.336
37	1:38.429	.771	37	1:32.688	.509	37	1:32.782	.390	37	1:32.739	.225	86	1:33.104	.473
44	1:39.057	1.399	44	1:33.826	2.275	44	1:34.693	4.067	39	1:33.405	4.802	39	1:33.365	5.444
39	1:39.232	1.574	39	1:33.772	2.396	39	1:34.806	4.301	87	1:33.636	5.496	87	1:33.528	6.301
85	1:39.952	2.294	85	1:34.041	3.385	85	1:34.216	4.700	44	1:34.457	5.620	85	1:33.728	6.734
33	1:40.230	2.572	87	1:34.107	4.021	87	1:33.644	4.764	85	1:33.933	5.729	44	1:34.044	6.941
87	1:40.522	2.864	33	1:34.604	4.226	33	1:33.991	5.316	33	1:33.785	6.197	33	1:33.876	7.350
23	1:40.677	3.019	23	1:34.786	4.855	23	1:33.682	5.636	23	1:33.724	6.456	23	1:33.680	7.413
24	1:41.088	3.430	24	1:34.644	5.124	333	1:33.872	6.735	333	1:33.416	7.247	333	1:33.779	8.303
1	1:41.636	3.978	333	1:34.291	5.764	24	1:34.926	7.149	24	1:34.323	8.568	24	1:34.971	10.816
333	1:42.081	4.423	1	1:35.864	6.892	1	1:34.301	8.292	1	1:34.296	9.684	1	1:33.897	10.858
34	1:42.740	5.082	34	1:35.809	7.941	34	1:35.255	10.295	34	1:35.026	12.417	34	1:35.591	15.285
152	1:43.837	6.179	71	1:36.309	9.918	71	1:35.438	12.455	71	1:35.572	15.123	71	1:35.962	18.362
71	1:44.217	6.559	152	1:36.968	10.197	152	1:35.713	13.009	152	1:35.520	15.625	152	1:35.930	18.832
93	1:44.866	7.208	93	1:36.593	10.851	93	1:36.287	14.237	52	1:36.431	18.595	52	1:36.765	22.637
52	1:45.653	7.995	52	1:36.873	11.918	52	1:36.051	15.068	93	1:37.640	18.973	93	1:37.600	23.850
10	1:48.044	10.386	10	1:39.824	17.260	10	1:39.280	23.639	10	1:38.448	29.183	10	1:39.222	35.682
15	1:49.008	11.350	15	1:41.341	19.741	337	1:39.966	27.019	337	1:39.462	33.577	337	1:40.590	41.444
337	1:49.417	11.759	337	1:41.145	19.954	15	1:41.042	27.882	15	1:40.408	35.386	133	1:39.242	42.343
133	1:51.115	13.457	133	1:40.989	21.496	133	1:40.092	28.687	133	1:40.041	35.824	15	1:40.231	42.894
148	1:54.370	16.712	51	1:44.161	28.132	51	1:44.347	39.578	51	1:43.126	49.800	51	1:44.362	1:01.439
51	1:54.579	16.921	148	1:44.857	28.619	148	1:44.111	39.829	148	1:43.759	50.684	148	1:43.630	1:01.591
520	1:55.302	17.644	22	1:46.270	31.055	22	1:45.574	43.728	70	1:44.077	55.070	70	1:43.351	1:05.698
22	1:55.393	17.735	520	1:46.869	31.563	70	1:45.022	43.897	22	1:46.164	56.988	18	1:42.261	1:07.065
65	1:56.779	19.121	70	1:45.521	31.776	520	1:46.391	45.053	520	1:45.219	57.368	72	1:43.313	1:08.979
70	1:56.863	19.205	18	1:45.291	31.876	18	1:46.271	45.246	18	1:45.185	57.527	22	1:47.338	1:11.603
18	1:57.193	19.535	65	1:46.367	32.538	72	1:46.009	45.933	72	1:45.360	58.389	520	1:47.364	1:12.009
72	1:57.924	20.266	72	1:45.509	32.825	65	1:46.672	46.309	65	1:45.491	58.896	65	1:45.905	1:12.078

*Scott Laing*  
 Chief Time Keeper - Scott Laing

*Tom Williams*  
 Clerk of Course - Tom Williams



Computime Race Timing Systems Pty Ltd © 1996  
 Licensed to Computime Race Timing Systems

[www.computime.com.au](http://www.computime.com.au)

COMPUTIME RACE TIMING SYSTEMS PTY LTD



ASBK.COM.AU f t i y

# Round 3 : Winton Motor Raceway : April 28 - 30

## SUPERSPORT 300

### Race 1

Date: 29/04/17  
 Event: R02  
 Weather: Partly cloudy - 18.0C  
 Track: Dry - Temp: 22.6C

Started at: 15:28:37  
 Laps: 7  
 Starters: 30  
 Printed at: 23:03

### AMENDED LAP SHEET

No	Lap Time	Gap	No	Lap Time	Gap
<b>Lap 6</b>			37	1:34.448	
37	1:32.795		87	1:33.465	5.800
39	1:33.938	6.251	39	1:34.123	5.926
87	1:33.613	6.783	85	1:33.787	6.344
85	1:33.402	7.005	44	1:33.422	6.488
44	1:33.704	7.514	33	1:34.047	7.468
33	1:33.650	7.869	23	1:33.802	7.800
23	1:34.164	8.446	333	1:35.282	10.708
333	1:34.702	9.874	1	1:34.318	12.290
1	1:34.693	12.420	24	1:34.081	12.508
24	1:35.190	12.875	34	1:35.991	19.782
34	1:36.085	18.239	71	1:36.869	24.214
71	1:36.562	21.793	52	1:37.425	29.273
152	1:36.257	21.958	93	1:38.713	33.344
52	1:36.790	26.296	10	1:40.101	48.124
93	1:38.360	29.079	133	1:39.794	54.558
10	1:39.920	42.471	15	1:40.604	56.061
133	1:40.000	49.212	337	1:40.934	56.086
337	1:41.287	49.600	152	2:31.635	1:19.145
15	1:40.142	49.905	51	1:43.635	1:21.488
51	1:43.993	1:12.301	148	1:43.674	1:21.912
148	1:44.226	1:12.686	70	1:42.307	1:23.996
70	1:43.570	1:16.137	18	1:42.269	1:24.279
18	1:42.524	1:16.458	72	1:43.751	1:28.585
72	1:43.434	1:19.282	520	1:47.049	1:38.018
520	1:46.539	1:25.417	65	1:46.100	1:38.245
22	1:48.113	1:26.585	22	1:50.107	1:42.244
65	1:47.646	1:26.593			
<b>Lap 7</b>					

\*\*\* FURTHER AMENDMENT - No. 87 (ZAC LEVY) DISQUALIFIED FOLLOWING RESULTS OF FUEL TESTING SUBSEQUENT TO THE EVENT \*\*\*

\*\*\* AMENDMENT : No. 22 (Keegan PICKERING) now shown as a finisher - Shown red flag at pit entry prematurely \*\*\*

\*\*\* RED FLAG DUE TO CRASH ON LAP 1 AT TURN 1 INVOLVING NOS. 42 (PASSFIELD), 20 (FORD), 71 (EDWARDS), AND 29 (VAN EERDE). FULL RACE RE-START BUT RACE REDUCED TO 7 LAPS \*\*\*

The results are provisional until the end of the time limit for protests and appeals.

*Scott Laing*  
 Chief Time Keeper - Scott Laing

*Tom Williams*  
 Clerk of Course - Tom Williams



Computime Race Timing Systems Pty Ltd © 1996  
 Licensed to Computime Race Timing Systems

[www.computime.com.au](http://www.computime.com.au)

COMPUTIME RACE TIMING SYSTEMS PTY LTD



ASBK.COM.AU f t i y

# Round 3 : Winton Motor Raceway : April 28 - 30

## SUPERSPORT 300

### Race 1

Date: 29/04/17  
 Event: R02  
 Weather: Partly cloudy - 18.0C  
 Track: Dry - Temp: 22.6C

Started at: 15:28:37  
 Laps: 7  
 Starters: 30  
 Printed at: 23:03

### AMENDED LAP CHART

Grid	1	2	3	4	5	6	7
86	41	41	41	41	41	37	37
41	86	86	86	86	37	39	87
37	37	37	37	37	86	87	39
85	44	44	44	39	39	85	85
44	39	39	39	87	87	44	44
39	85	85	85	44	85	33	33
33	33	87	87	85	44	23	23
23	87	33	33	33	33	333	333
24	23	23	23	23	23	1	1
333	24	24	333	333	333	24	24
1	1	333	24	24	24	34	34
20	333	1	1	1	1	71	71
42	34	34	34	34	34	152	52
87	152	71	71	71	71	52	93
71	71	152	152	152	152	93	10
93	93	93	93	52	52	10	133
29	52	52	52	93	93	133	15
34	10	10	10	10	10	337	337
151	15	15	337	337	337	15	152
52	337	337	15	15	133	51	51
152	133	133	133	133	15	148	148
21	148	51	51	51	51	70	70
10	51	148	148	148	148	18	18
15	520	22	22	70	70	72	72
337	22	520	70	22	18	520	520
133	65	70	520	520	72	22	65
11	70	18	18	18	22	65	22
53	18	65	72	72	520		
31	72	72	65	65	65		
18							
51							
148							
70							
520							
22							
72							

\*\*\* FURTHER AMENDMENT - No. 87 (ZAC LEVY) DISQUALIFIED FOLLOWING RESULTS OF FUEL TESTING SUBSEQUENT TO THE EVENT \*\*\*

\*\*\* AMENDMENT : No. 22 (Keegan PICKERING) now shown as a finisher - Shown red flag at pit entry prematurely \*\*\*

\*\*\* RED FLAG DUE TO CRASH ON LAP 1 AT TURN 1 INVOLVING NOS. 42 (PASSFIELD), 20 (FORD), 71 (EDWARDS), AND 29 (VAN EERDE). FULL RACE RE-START BUT RACE REDUCED TO 7 LAPS \*\*\*

*Scott Laing*  
 Chief Time Keeper - Scott Laing

*Tom Williams*  
 Clerk of Course - Tom Williams



Computime Race Timing Systems Pty Ltd © 1996  
 Licensed to Computime Race Timing Systems

[www.computime.com.au](http://www.computime.com.au)

COMPUTIME RACE TIMING SYSTEMS PTY LTD



ASBK.COM.AU f t i y

# Round 3 : Winton Motor Raceway : April 28 - 30

## SUPERSPORT 300

### Race 1

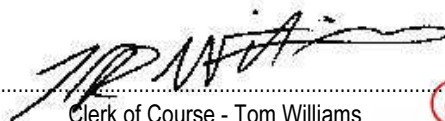
Date: 29/04/17  
Event: R02  
Weather: Partly cloudy - 18.0C  
Track: Dry - Temp: 22.6C

Started at: 15:28:37  
Laps: 7  
Starters: 30  
Printed at: 23:03

## AMENDED LAP CHART

The results are provisional until the end of the time limit for protests and appeals.

  
Chief Time Keeper - Scott Laing

  
Clerk of Course - Tom Williams



Computime Race Timing Systems Pty Ltd © 1996  
Licensed to Computime Race Timing Systems

[www.computime.com.au](http://www.computime.com.au)

COMPUTIME RACE TIMING SYSTEMS PTY LTD